

Andrew MUGGLETON




Interlocking Coffee Table

This two piece Mottled Makore and Wenge coffee table fits together without glue and supports a 1/2" thick glass top. Stainless steel supports are used at one end.

45in (L) x 35in (W) x 16in (H)

Andrew MUGGLETON



Sterling Coffee Table

The curly maple is contrasted by dark walnut and the 1/2" glass top is supported by brushed stainless steel which flows through the magazine shelf underneath

45in (L) x 30in (W) x 17in (H)

Andrew MUGGLETON



Arched Coffee Table

The arched table presents a modish contrast between the figured Bubinga arch and the ebonized Oak base. The glass top is secured by four stainless steel supports.

45in (L) x 35in (W) x 16in (H)

Andrew MUGGLETON



Wave Console

Figured Anigre and Stainless Steel.
.5" glass top

53in (L) x 18 (W) x 33in (H)

Andrew MUGGLETON



Console #6

Makore and ebonized white oak.

53in (L) x 18 (W) x 33in (H)

Andrew MUGGLETON



Interlocking Console Table

This two piece Quilted Makore console table fits together without glue and supports a 1/2" thick glass top. Stainless steel supports are used at one end.

53in (L) x 18 (W) x 33in (H)



Figured Anigre



Figured Bubinga



Wenge

Andrew MUGGLETON



Interlocking End Table #2

A Wenge shelf is used to contrast with the Quilted Makore in this end table, supporting a 1/2" glass top. Stainless steel is used for the supports.

16in (W) x 16in (D) x 19.5in (H)


Andrew MUGGLETON



Interlocking End Table

This two piece Quilted Makore end table fits together without glue and supports a 1/2" glass top. Stainless steel supports are used at both ends.

16in (W) x 16in (D) x 19.5in (H)



Figured Anigre



Figured Bubinga



Wenge

Andrew MUGGLETON



Balustrade Chaise

Mahogany supports secured to brushed aluminum curved rails. Curved Wenge base.
Head rest upholstered in ultra-suede.

20in (W) x 59in (L) x 29in(H)



Macassar Lounge. Beautifully stitched and upholstered leather supports are secured to stainless steel curved rails. The headrest is also upholstered in leather. The base is curved and tapered in Macassar Ebony, which is considered one of the most lustrous and beautiful of the ebony wood family and is notoriously difficult to bend. The seat can be positioned at an infinite number of angles for whether you are reading or simply relaxing.

Please ask for the pricing of this bench separately.

Andrew MUGGLETON



Lotus Bench

Bent bird's eye maple ends enclose the natural flowing arched base, inlaid with wenge. The seat is upholstered in ultra-suede.

23in (W) x 71in (L) x 31in (H)

Andrew MUGGLETON



Oster Stool

Makore and ebonized white oak, with
stainless steel foot rests.

Counter height 26in - Bar height 30in


Andrew MUGGLETON

price list



Balustrade Chaise

20in (W) x 59in (L) x 29in(H)
\$5200.



Sterling Coffee Table

45in (L) x 30in (W) x 17in (H)
\$4000.



Interlocking End Table #2

16in (W) x 16in (D) x 19.5in (H)
\$1700.




Lotus Bench

23in (W) x 71in (L) x 31in (H)
\$6200.



Interlocking Console Table

53in (L) x 18 (W) x 33in (H)
\$3900.



Curved Lights

70in (W) x 8in (L) x 10in(H)



Oster Stool

Counter height 26in
Bar height 30in
\$1100.



Console #6

53in (L) x 18 (W) x 33in (H)
\$4550.



Arched Coffee Table

45in (L) x 35in (W) x 16in (H)
\$3900.



Interlocking Coffee Table

45in (L) x 35in (W) x 16in (H)
\$3900.



Interlocking End Table

16in (W) x 16in (D) x 19.5in (H)
\$1700.



Wave Console Table

45in (L) x 35in (W) x 16in (H)
\$4700.